J.A.C. Drawing Services
Tel 0191 5226372
jacdrawingservices@gmail.com

EXISTING EAST SIDE ELEVATION

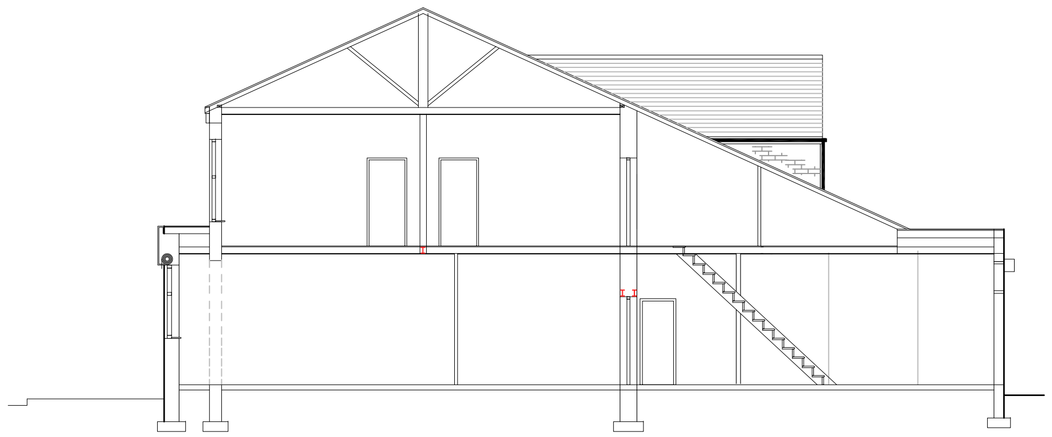

EXISTING FRONT ELEVATION

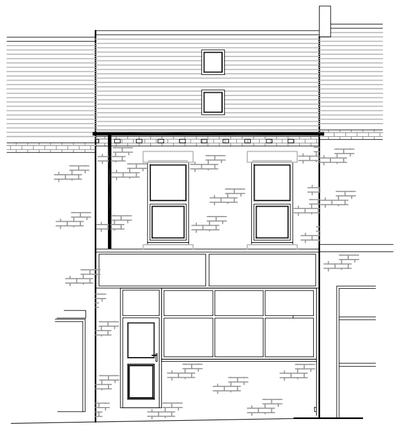

EXISTING REAR ELEVATION

EXISTING WEST SIDE ELEVATION

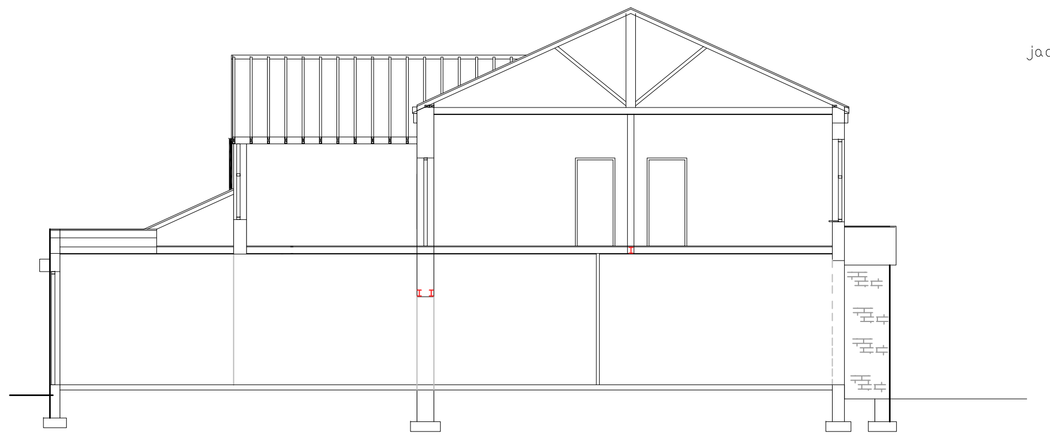

PROPOSED EAST SIDE ELEVATION

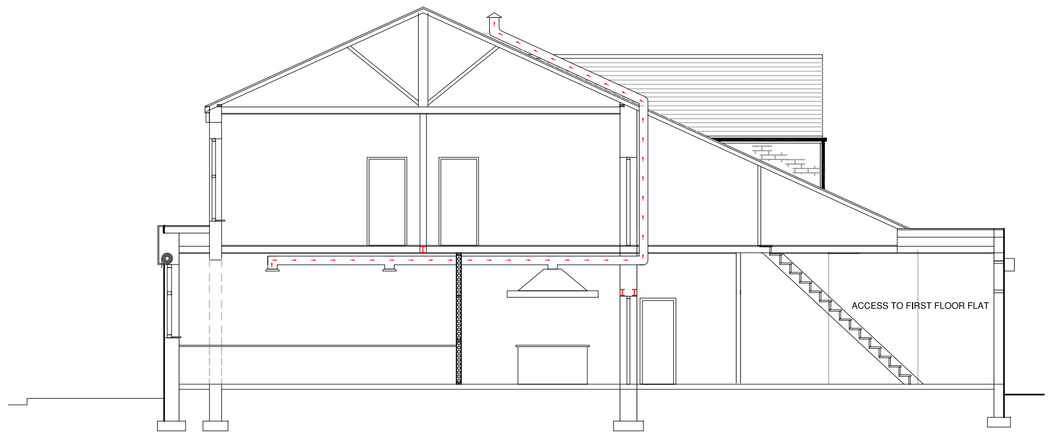

PROPOSED FRONT ELEVATION

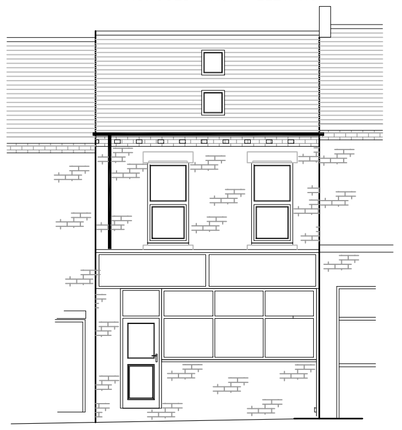

PROPOSED REAR ELEVATION

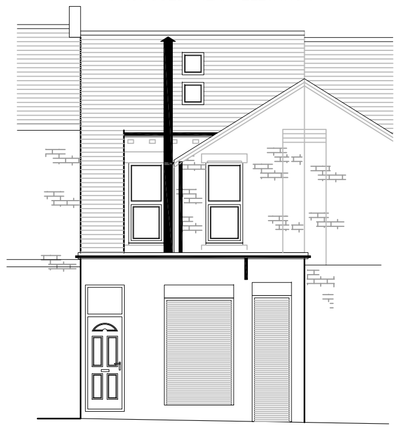

PROPOSED WEST SIDE ELEVATION

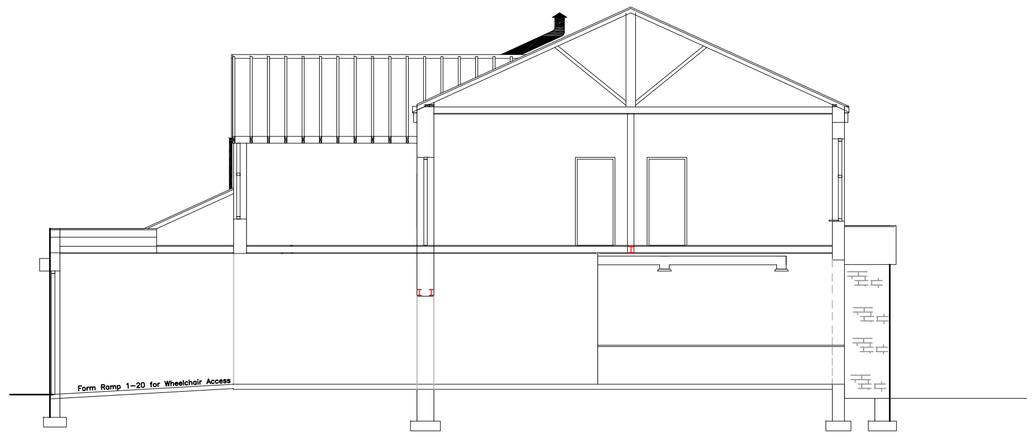

ALL ELETRICAL WORK
To meet the requirments of part P
(electrical safety) Must be designed, Inspected,
and tested By a person competent to do so,
Prior to completion the council should be satisfied
That part P, has been complied with, This will
Require an appropiate BS 7671 electrical
Installation certificate to be Issued for work
By a person competent to do so,
LIGHT FITTINGS
Provide 3 per 4 energy efficient lighting Fittings,
HEATING SYSTEM
Boiler and Heating system
must be fitted by a gas safe installer
And to comply with Part J of building Regs,
Mechanical ventilation to Kitchen shall be 30 liters
per second If adjacent to hob, or 60 Litres per second
second If located elsewhere In Kitchen
All to be ducted to the outside air.
PLUMBING INSTALLTION
Complete Installation to be subject
to and capable of withstanding testing
In accordance with BS5572.
Above ground foul drainage pipe work shall
be PVC-u to BS 4514.
Pipe work must be designed In accordance
with BS 5572 and installed to ensure that
appliances drain efficiently without causing
crossflow, backfall, leakage or blockage.
No air from the drainage system shall enter
the building, Provide adequate support to lengths
of pipe work and at junctions and changes
In direction, No branch connection to be within
450mm above foot of soil pipe.
All PVC-u pipe work to be to BS4514.
Minimum pipe sizes for sanitary plumbing to bec
WC's, soil pipes 100mm dia nom, size
Common pipe wastes 50mm dia nom, size
handbasiln 32mm dia nom, size
overflow 19mm dia nom, size
All fittings are to have 75mm deep seal traps,
All plumbing shall be Installed In accordance
with manufacture's instructions.

KITCHEN FITMENTS

1, Water Heater 1000mmx800mm
2, Fryer 350mmx700mm
3, Griddle 900mmx700mm
4, Stainless Steel Exhaust Hood 6000mmx1200mm
5, Dual Stack Convection Oven 1000mmx1000mm
6, Stainless steel Sink 1500x700mm
7, Hand Sink with Soap & Towel Dispenser 400mmx350mm
8, 3-Dr Reach In Refrigerator 2000mmx800mm
9, Dual Stack Steamer 600mmx800mm
10 6-Burner Range 1600mmx1100mm
11, Stainless steel Bench 3000x800mm
Replace Existing Fire Precautions Systems
Provide Emergency lighting System To
BS 5266 Part 1-To Include the Existing
First Floor Accommodation,
Provide Fire Alarm System to BS5306 Part 2
Also Include Existing First Floor Function Room,

PART B DOCUMENT
Part B Fire Safety
B1 Means of Warning & Escape
Signage is to be provided In accordance
With BS 5499 part 1, 2002 and should Include
The Following:-
All Fire Resisting self-closing doors on exits routes
are to be Indicated FIRE Door-KEEP SHUT
All fire resisting doors provided with locking devices
Are to be Indecated Fire Door-KEEP LOCKED SHUT
Emergency exits to be distinctively and conspicuously
Marked with Signage containing symbols or pictograms,
Small Storage room doors to have vision Panels
Min of 0-1m (In the door seperating the inner room
from the access room,

EXISTING GROUND FLOOR PLAN

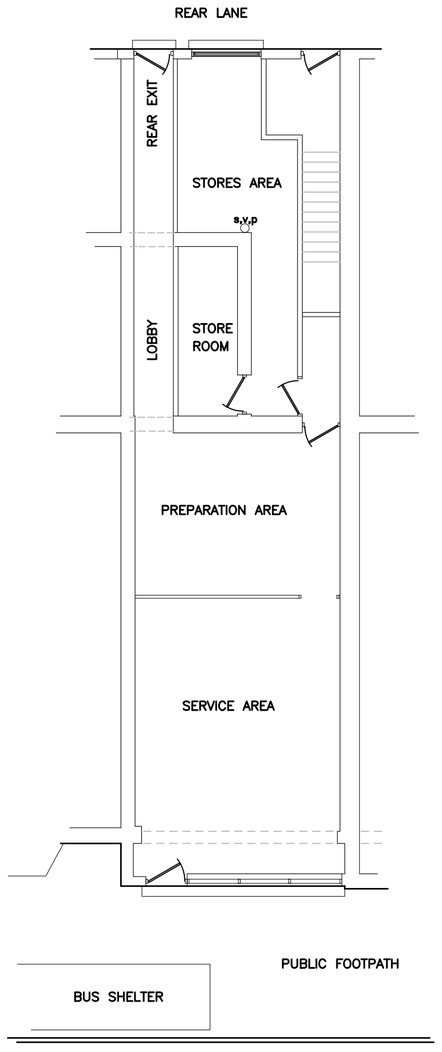

PROPOSED GROUND FLOOR PLAN

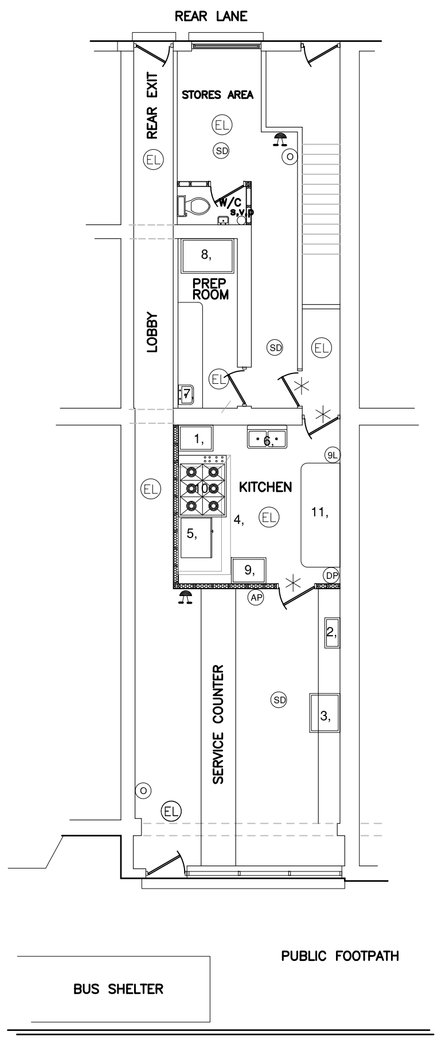

PROPOSED EAST SIDE ELEVATION

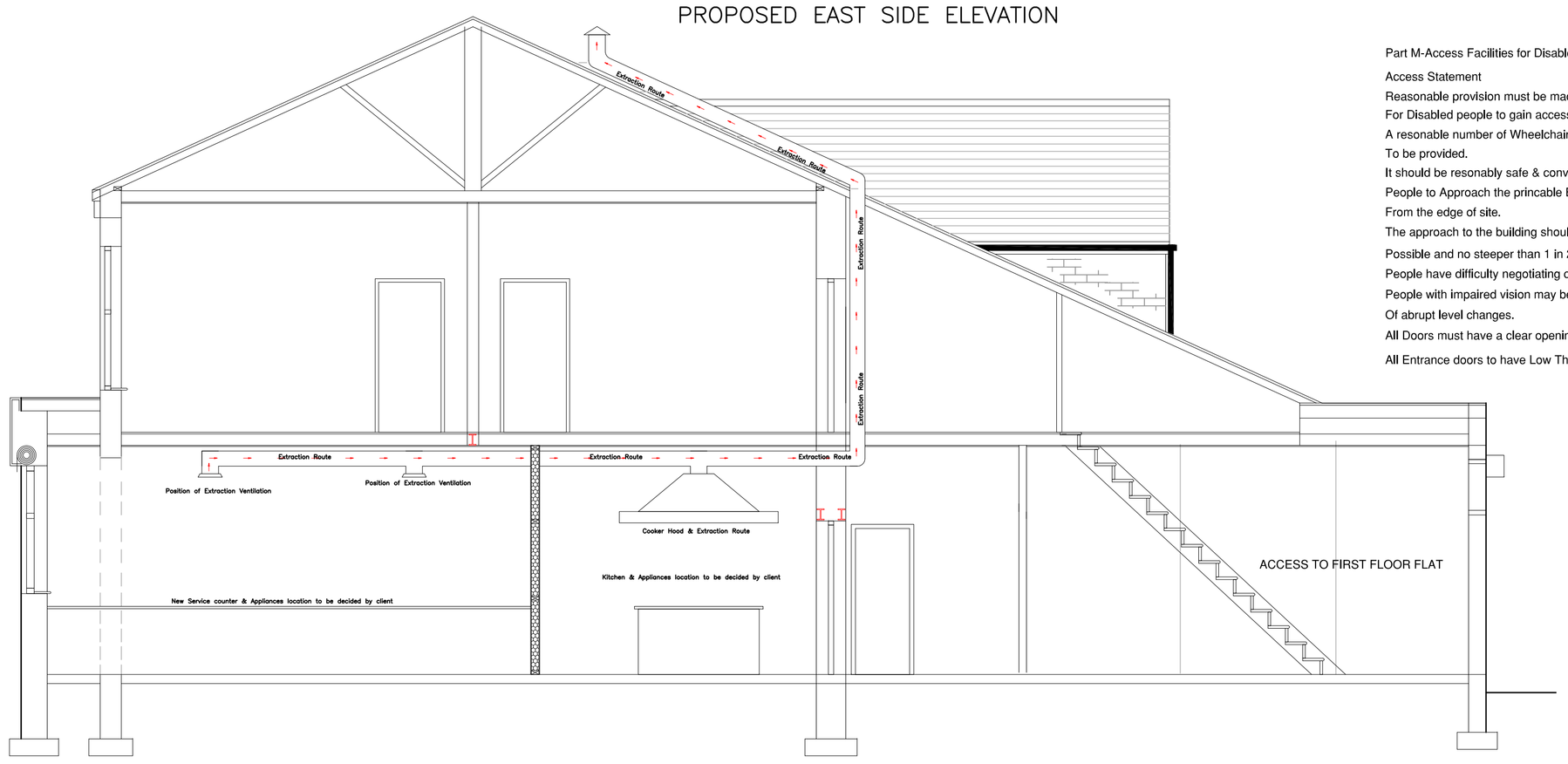

Part M-Access Facilities for Disable People

Access Statement

Reasonable provision must be made In the Building
For Disabled people to gain access & use Facilities.
A resonable number of Wheelchair spaces are
To be provided.
It should be resonably safe & convenient for Disabled
People to Approach the princable Entrance
From the edge of site.
The approach to the building should be level where
Possible and no steeper than 1 in 20 since disabled
People have difficulty negotiating changes in levels
People with impaired vision may be unaware
Of abrupt level changes.
All Doors must have a clear opening of 850mm
All Entrance doors to have Low Thresh for wheelchair access

GENERAL NOTES.
1. Dimension to be checked on site
2. All work to comply with current building regulations
3. all works may be subject to revision on site
4. this drawing may not be copied without prior permission
It is the responsibility of the contractor to ensure
that all their work is In compliance with the appropriate
requirements of the relevant building regulations and other
allied legislation.

MATERIALS
All materials are to be used and installed
in accordance with the relevant manufacturer's
instructions and recommendations. The quality
of any materials shall not be lower than than
that defined in the relevant british standard,
or that the material has been satisfactorily
assessed by an appropritate independent authority.

TIMBER TREATMENT
All softwood timbers to be adequately treated
to prevent infestation.
in accordance with current building
regulations. All structural timbers, Shall be
Treated against fungal attack. All structural timber
to be marked DRY or KD and to have stress
grade mark.

LEGEND

- EL Emergency Lighting
- SD Smoke Detector
- HD Heat Detector
- Fire Alarm Sounder
- O Fire Alarm Call Point
- 9L 9 Litre Fire Extinguisher
- DP Dry Powder Extinguisher
- AP All Purpose Fire Extinguisher
- >1/2 Hour Fire Resistant Doors With Intumescent Strip and cold smoke Seal Efficient. Self Closing Device

CLIENT	Mr J, Sidhu
CONTRACT	509 Stanhope Road South Shields
TITLE	Proposed Elevations with Floor Plans For Change of use from A1 Retail to A5 Takeaway
DRAWN J.A. CONNOLLY	DATE 29/06/2020
CHECKED	SCALE 1:100 / 1:50
EXISTING & PROPOSED	
DRG.No. 0001	A 1